

FPI

Propeller Pumps Since 1937

- *Flood Control*
- *Irrigation*
- *Agriculture*
- *Municipal*
- *Aquaculture*

MOBILE AXIAL AND MIXED FLOW PUMPS



FOR HIGH VOLUME PUMPING AT LOW TO MEDIUM HEADS

*FPI has been producing axial flow pumps
of unsurpassed workmanship for more than six decades*

Member of:
Hydraulic
INSTITUTE



I.S.O. 9001
CERTIFIED

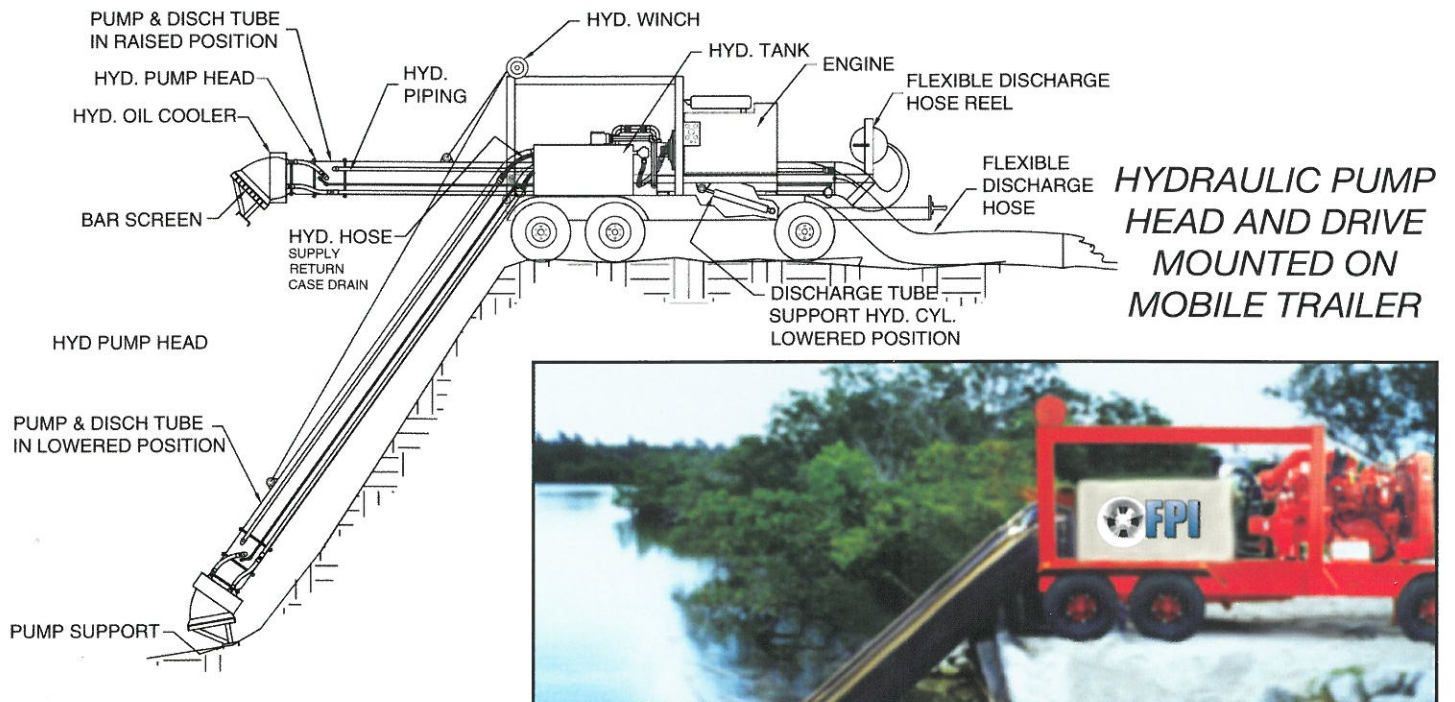
FPI MOBILE PUMPS

The FPI Mobile Pump is a versatile and complete pump station on wheels. Mobile Pumps are easily towed and ready to pump very high volumes of water within minutes of reaching a location. They require only one man for installation and operation. Lower the pump by powered winch into the water, unroll the flexible discharge hose and just start the Diesel Engine to begin pumping. Everything needed for operation is on the self-contained trailer - Diesel Engine, Fuel Tank, Hydraulic Tank and Controls, Safety Shutdowns, Winch and Flexible Discharge Hose. With this versatility, a single Mobile Pump can service multiple pumping locations in the same day - saving time, money and resources.



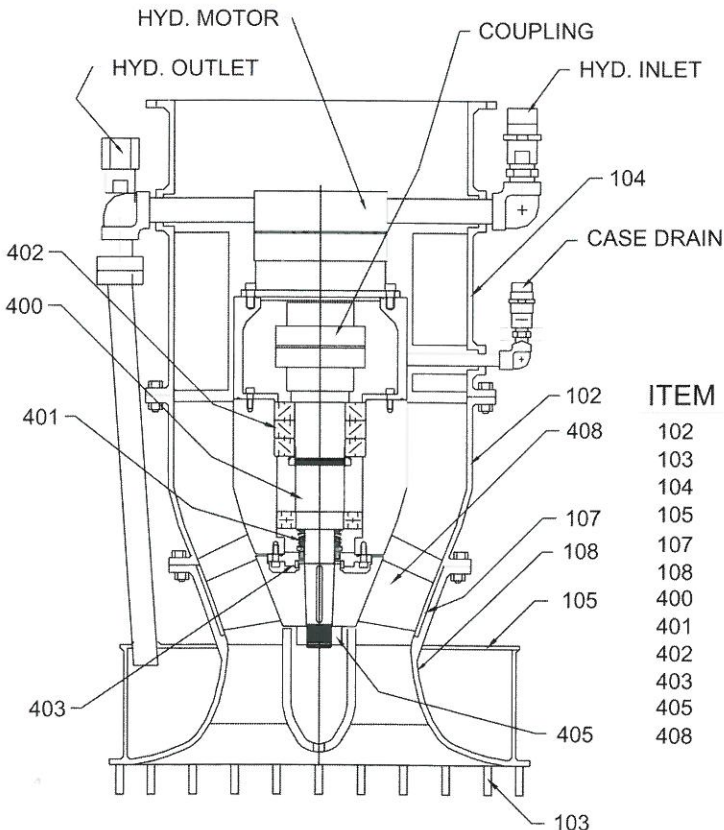
MOBILE AXIAL FLOW DIRECT DRIVE STAINLESS STEEL PUMPING UNIT

The pumps are either Direct driven or Hydraulically driven Axial Flow or Mixed Flow Pumps. Each is custom designed and built to your specifications. Each is engineered to handle large volumes at maximum efficiency to assure low operating cost. Our Mobile Pumps share the same heavy duty construction and top quality component materials of the industry standard FPI pumps Line Shaft Pumps to provide reliable long term service under the toughest pumping conditions.





FIELD ACCEPTANCE TESTING OF STAINLESS STEEL AXIAL FLOW PUMP FOR SALT WATER APPLICATION



ITEM	PART NAME
102	DISCHARGE BOWL
103	BAR SCREEN (OPTIONA
104	ASSEMBLY HOUSING
105	HYD. COOLER (OPTION/
107	IMPELLER LINER
108	SUCTION BELL
400	PUMP SHAFT
401	MECHANICAL SEAL
402	THRUST BEARINGS
403	SAND RESTRICTOR RIN
405	IMPELLER LOCK NUT
408	IMPELLER



**MIXED FLOW
HYDRAULIC PUMP HEAD**

**PUMP HEAD CROSS SECTION
MAJOR COMPONENT DESCRIPTION**

FPI PUMPS

FPI Hydraulic and Direct Driven Pumps are custom designed and built to your specifications. These pumps are engineered to handle large volumes at maximum efficiency to assure you of the lowest operation cost. The construction is extra heavy to provide reliable service even under the toughest kind of pumping conditions.

65 YEARS OF EXPERIENCE

Serving Agriculture, Industry and Municipalities since 1937. The design of Mobile Submersible Pumps is the result of more than half a century of specialized experience in the pump industry. To insure the quality and performance our customers expect and get, FPI Pumps are engineered and built to order.

TEST FACILITIES

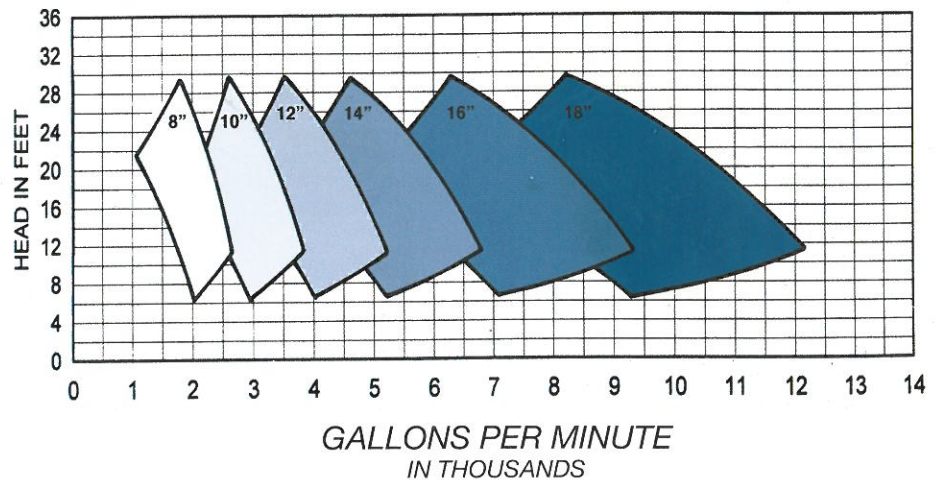
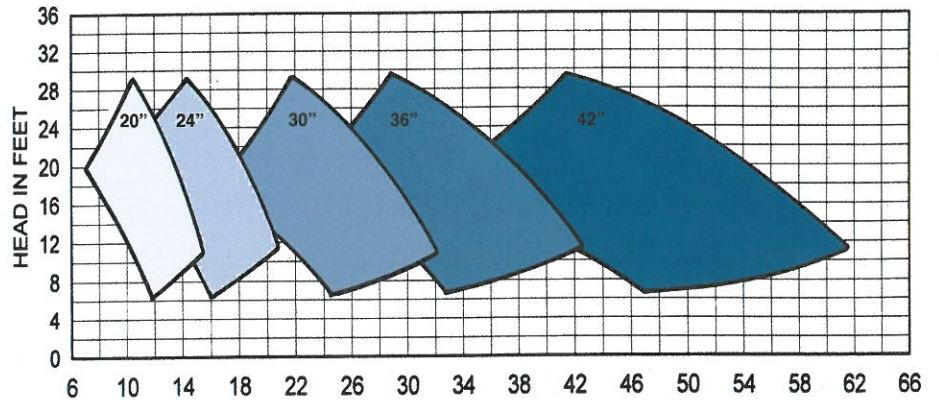
State of the art facilities capable of testing at capacities up to 60000 gpm. Larger pumps are model tested per the Hydraulic Institute standards.

TYPICAL APPLICATIONS


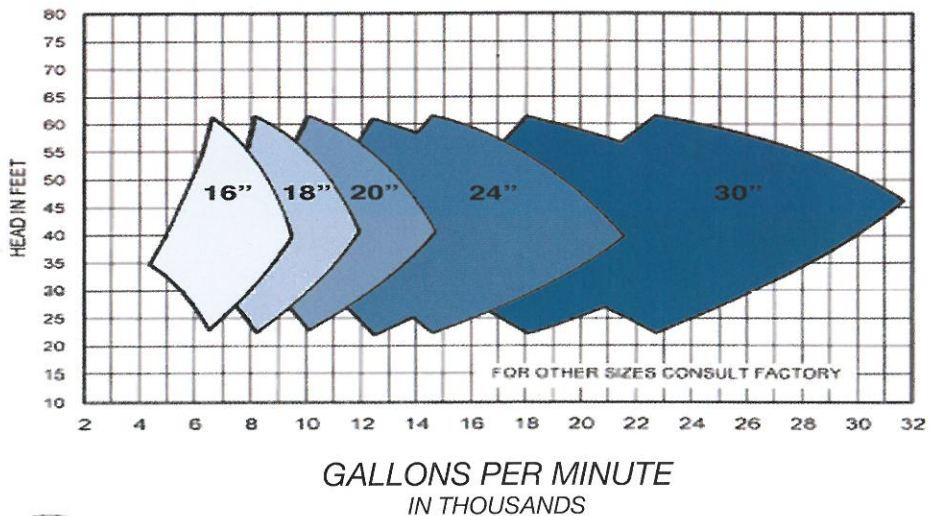
- FLOOD CONTROL
- IRRIGATION
- DRAINAGE
- AGRICULTURE
- AQUACULTURE
- CONSTRUCTION DEWATERING

CURVES SHOW APPROXIMATELY THE CHARACTERISTICS WHEN PUMPING CLEAR COLD WATER

AXIAL FLOW PUMP RANGE CHARTS



MIXED FLOW PUMP RANGE CHARTS



FPI

Propeller Pumps Since 1937

814 HAMMONDVILLE ROAD, POMPANO BEACH FLORIDA 33060

PHONE: (954) 946-3066 • FAX: (954) 946-3111

E-MAIL: sales@fpipumps.com

WEBSITE: www.fpipumps.com